

Fluid level sensor (fiber pipe type)

E32-L25T

For installation of thin pipe (thickness of 10 mm) that can be used even in combustible atmospheres

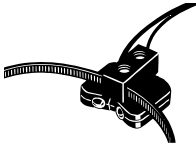
- Easy post-installation on unit or pipe using band.
- Affordable pricing makes a big contribution to cost reduction when upgrading equipment.
- Thin pipe of thickness = 10 mm. Contact mounting is possible to enable detection of level differences to a minimum of 4 mm.
- Can also be used in combustible atmospheres.*

* Plastic is used in the lens, unit case, and fiber coating. Avoid contact with solvents as these will cause corrosion and deterioration (clouding).



Ordering Information

Fiber Units

Sensor type	Shape	Model
Reflective model		E32-L25T

Applicable amplifier unit

Model
E3X-DA-N
E3X-NA

Rating/performance

Sensing method		Reflective model
Item	Model	E32-L25T
Clamping pipe (outer diameter)		Transparent pipe, 8 mm to 10 mm dia. (6 mm to 8 mm inner diameter)*1
Applicable pipe material		Transparent pipe (FEP or with equivalent transparency)
Sensing object		Fluid *2
Repetition precision		1 mm max.
Ambient temperature		Operating/storage: -40 to +70°C (no ice formation or condensation)
Ambient humidity		Operating: 35% to 85% RH, Storage: 35% to 95% RH (with no icing or condensation)
Permissible bending radius		10 mm min.
Material	Sensors	Polycarbonate
	Fiber	Plastic (polyethylene coating)
Protective structure		IEC 60529 IP50
Weight (Packed state)		Approx. 10 g
Accessories		Band, anti-reflection sheet, fiber cutter

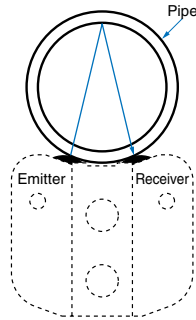
*1. The E32-L25T6 for a 6 mm dia. transparent pipe is also available. The model type is E32-L25T6.

*2. When using an opaque fluid, test detection with the unit before using.

Principle of operation

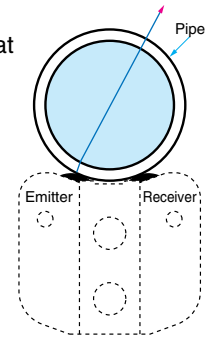
No fluid

If no detection fluid, light state.



Fluid

If there is detection fluid, set so that dark state is effective.

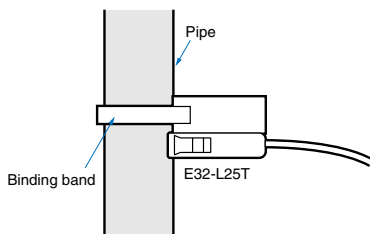


Precautions

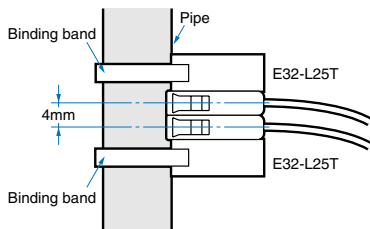
Correct Use

Installation

- If only the Fiber Unit is installed, proceed according to the following basic procedure.

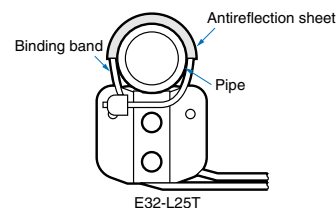


- Detection of level differences to a minimum of 4 mm is possible with the following installations.



- Do not expose the fiber unit to undo forces such as pulling or compression (no more than 0.1 Nm).
- The bending radius of the fiber unit should be no less than the allowed bending radius (both rated and performance).

- When securing with the band, take care that the fiber is not deformed.
- If an opaque pipe is used, this may result into incorrect operation.
- Water drops, air bubbles, or clouding in the pipe may cause incorrect operation.
- If the background exerts an effect, use the anti-reflection sheet (accessory) (see the diagram below). The anti-reflection sheet also serves to prevent shifting due to fiber unit vibration.

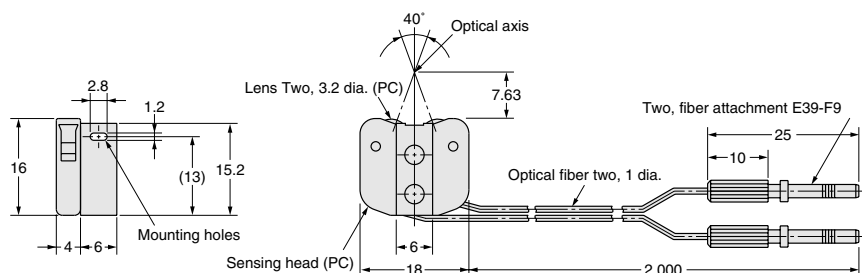
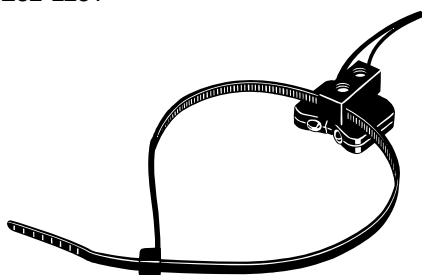


Miscellaneous

Polycarbonate is used in the case. Do not allow contact with chemicals such as alkalis, aromatic hydrocarbon, or chloro-aliphatic hydrocarbon, as these will dissolve the case.

Dimensions (Unit: mm)

E32-L25T



ALL DIMENSIONS SHOWN ARE IN MILLIMETERS.

To convert millimeters into inches, multiply by 0.03937. To convert grams into ounces, multiply by 0.03527.